

Make a TOP HAT to be *THE CAT IN THE HAT*




YOU WILL NEED:

- ✓ Cereal box or cardboard
- ✓ White paper
- ✓ Pencil
- ✓ Felt tips
- ✓ Black pen
- ✓ Scissors
- ✓ Strong tape or parcel tape
- ✓ Stapler or tape
- ✓ Downloadable hat template

1. Draw round the **hat template** on to white paper. Outline with permanent black pen. Draw and colour in alternate thick red and white stripes.



2. Glue your hat shape on to the cardboard and cut it out.



3. Cut a strip of red cardboard (if you don't have red card, just use black or white) and hold it around your head, stapling (or taping) it into place so it fits comfortably (if you use staples, remember to cover them with sellotape for safety).



4. Secure your card circle to the back of the hat with strong tape.



Complete the look with your copy of *The Cat in the Hat* and your outfit is complete!



Watch our easy step-by-step video at BOOKAID.ORG/WORLDBOOKDAY

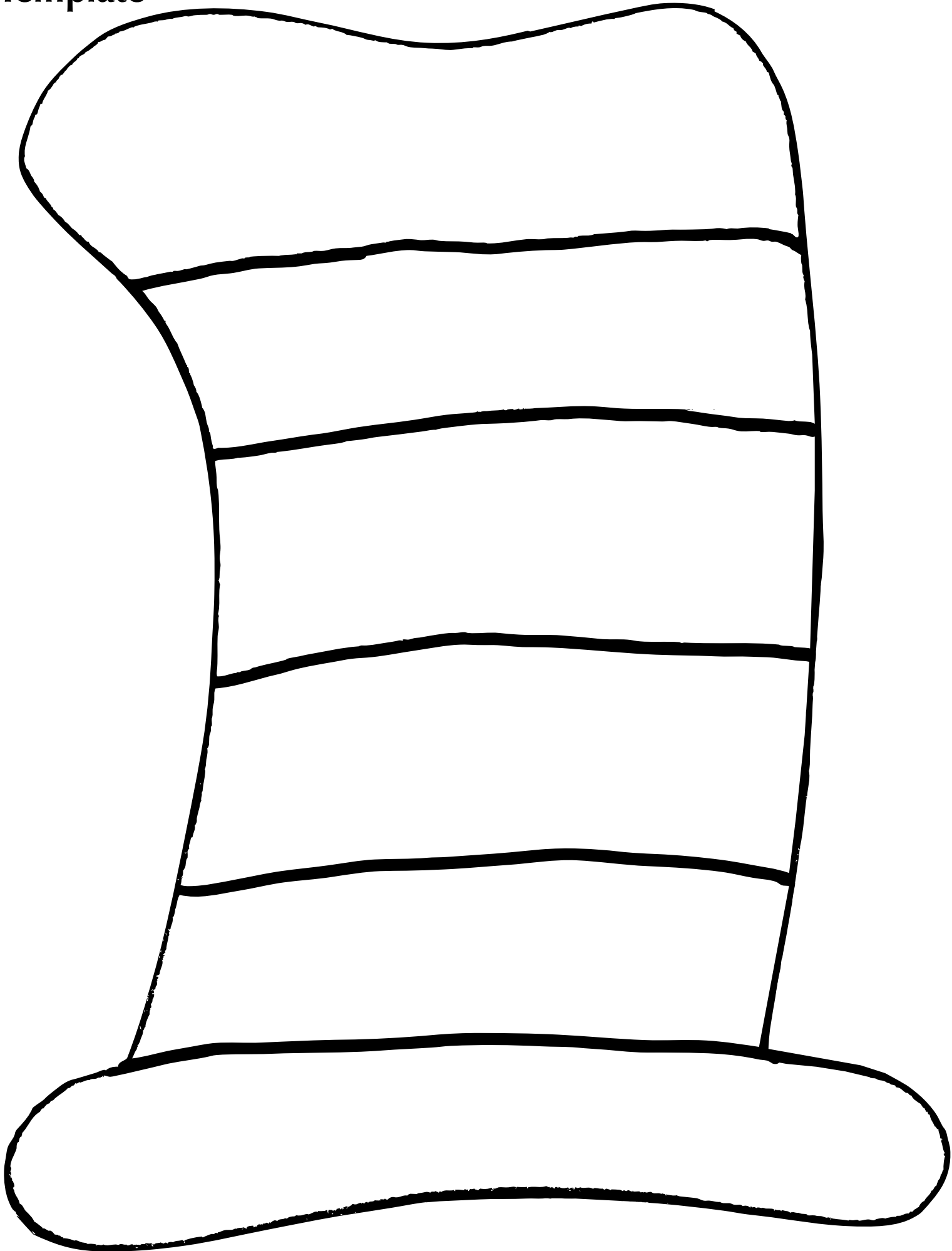
Find other fantastic book-inspired ideas at BOOKAID.ORG/WORLDBOOKDAY

© Book Aid International, Registered Charity no. 313869, Company no. 880754, 39-41 Coldharbour Lane, London SE5 9NR
Photography by Olly Rose & Simon Webb; TM and © DSE

CAT IN THE HAT TOP HAT

Cut 

Template



Make a mini *THE CAT* *IN THE HAT* TOP HAT

YOU WILL NEED:

- ✓ White card
- ✓ Scissors
- ✓ Red & black permanent pens
- ✓ Hairband
- ✓ Strong tape
- ✓ Pencil
- ✓ Downloadable mini top hat template

1. Draw round the **mini top hat template** on to white card. Cut this out and outline with a black permanent pen.



2. Draw and colour in alternate thick red and white stripes.



3. Fold the hat around the centre of the hairband and use tape to fix it into place.



Look at you!
With your copy
of *The Cat in the
Hat*, your costume
is complete!



Watch our easy step-by-step video at BOOKAID.ORG/WORLDBOOKDAY


Find other fantastic book-inspired ideas at BOOKAID.ORG/WORLDBOOKDAY

© Book Aid International, Registered Charity no. 313869, Company no. 880754, 39-41 Coldharbour Lane, London SE5 9NR
Photography by Olly Rose & Simon Webb; TM and © DSE

CAT IN THE HAT MINI HAT

Cut 

Template



This section
folds over your
hairband