

Year 1 Phonics Screening Check 2023



We're teaching every
child to read with
Little Wandle Letters
and Sounds Revised
A complete SSP validated by
the Department for Education



We're teaching
every child to
read with



Little Wandle
**LETTERS AND
SOUNDS**

★ ★ ★
REVISED

TM

A complete SSP validated by
the Department for Education

The 2023 Phonics
Screening check will take
place during the week
beginning 12th June for all
Year 1 children

A large, solid orange circle serves as the background for the text.

What is Phonics?



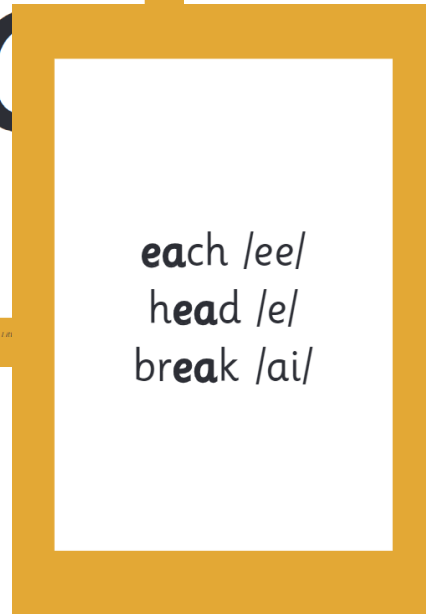

Children begin to learn phonics in Reception using the Little Wandle Phonics Scheme.

They begin by learning a sound (phoneme) for each letter (grapheme) of the alphabet.

They then begin to learn Digraphs - a blend of two letters that make one sound such as **ai** and trigraphs - a blend of three letters that make one sound such as **igh**.

When learning to read, children decode the words into the sounds they see and then blend them to read, ie **s - oi - l**

How we make learning stick



Reading and spelling

ea

each /ee/
h**ea**d /e/
br**ea**k /ai/

And all the different ways to write
the phoneme **sh**

shell

chef

special


























caption

mansion






passion















Phase 2 and 3 sounds





Grapheme mat





| | | | | | | | | |
|---|--|--|--|---|--|---|--|---|
|  s ss |  t tt |  p pp |  n nn |  m mm |  d dd |  g gg |  c k ck cc |  r rr |
|  h |  b bb |  f ff |  l ll |  j |  v vv |  w |  x |  y |
|  z zz s |  qu |  ch |  sh |  th |  ng |  nk | | |

Phases 2 and 3

| | | | | |
|--|--|--|--|--|
|  a |  e |  i |  o |  u |
|--|--|--|--|--|

| | | | | | | |
|---|---|--|---|---|--|--|
|  ai |  ee |  igh |  oa |  oo |  oo |  ar |
|  or |  ur |  er |  ow |  oi |  ear |  air |

| | | | | | | | | | |
|---|---|--|--|--|--|---|--|---|--|
|  s ss c se ce st sc |  t tt |  p pp |  n nn kn gn |  m mm mb |  d dd |  g gg |  c k ck cc ch |  r rr wr |  h |
|  b bb |  f ff ph |  l ll le al |  j g dge ge |  v vv ve |  w wh |  x |  y |  z zz s se ze |  qu |
|  ch tch ture |  sh ch ti ssi ci |  th |  ng |  nk |  a |  e ea |  i y |  o a |  u o-e ou |

| | | | | | | | |
|--|---|--|--|---|---|---|---|
|  ai ay a a-e eigh aigh ey ea |  ee ea e e-e ie y ey |  igh ie i i-e y |  oa o o-e ou oe ow |  oo ue u-e ew ou ui | yoo ue u u-e ew |  oo u* oul |  ar a* al* |
|  or aw au aur oor al a oar ore |  ur er ir or |  ow ou |  oi oy |  ear ere eer |  air are ere ear | zh su si | |

*depending on regional accent

Phase 2 - 5
sounds
with all
alternative
spellings


What is the
Phonics Screening
Check?

2022 national curriculum assessments

Key stage 1

Phonics screening check

Pupils' materials



Sourced from PhonicsScreeningTest.co.uk


<https://www.PhonicsScreeningTest.co.uk>

The phonics screening check is a short test where children read 40 words aloud.

The check is designed to identify whether children have sufficiently learnt the necessary decoding and blending skills for Year 1.


Children in Year 1 throughout the country will be taking part in the phonics screening check during the same week in June.


What happens
during the
check?



Children will sit in a quiet one-to-one setting with their teacher and will be asked to read aloud 40 words to check their grapheme recognition and decoding skills.

It will take approximately ten minutes per child, although all children are different and we will complete the check at the child's pace.







The check will be completed throughout the week in the mornings at a time that's good for the children's concentration levels.

(Please note that reading groups will not take place during this week.)

The children have completed past papers before as part of our routine checks in Year 1 and are therefore they familiar with the format.


There are a few practice words for the children to read first to make sure your child understands the activity.





The check comprises of 20 **real** words and 20 **pseudo** words, otherwise known as **alien** or **nonsense** words.

These unfamiliar words have been 'made up' to ensure that the children are using their decoding skills rather than their existing vocabulary.



print

clouds

spree

stroke


Example
Decodable words

globe


teams

bowl

chase




Pseudo/Alien
Words




Pseudo words are included because they will be new to all pupils and they do not favour children with a good vocabulary or visual memory of words.


They are words that are phonetically decodable but are not actual words with an associated meaning.




plunt




flards



spran




splew




Pseudo words will
be shown to your child with a
picture of an alien.

This provides the children with a
context for the word.


grux




smung




nesk



foint



Is it compulsory?





Yes, the Phonics Screening check is compulsory for all Year 1 children.

It is also compulsory for all Year 2 children who did not pass the check in Year 1.

If your child does not reach the threshold (pass) mark, they will need to re-take it in Year 2.


Historically, the pass mark has been 32 although this can be subject to change.






Results from the check will be used by your child's class teacher to identify if your child requires any additional support and phonics 'keep-up' sessions.

Results are submitted for national data purposes and may also be used by the school for analysing their own performance.





Reporting to Parents



All parents will be informed of their child's results by the end of the Summer term – usually with your child's school report.


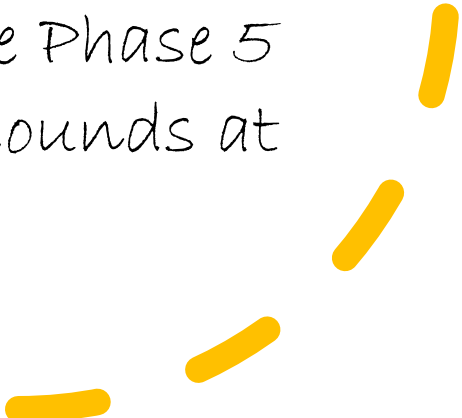
We will also inform you if your child has met the standard threshold or will need to 're-sit' in Year 2.







Ways to help at home



- 
- Continue to read daily - read to and with your child!
 - Use your child's assessment sheet to practice any gaps in sounds
 - Practice decoding words by using our revision pack
 - Purchase a pack of Little Wandle Phase 5 grapheme cards to practice your sounds at home
- 

- 
- Play the games provided in our revision pack
 - Play lots of sound and listening games – in the car, on the walk to school, in the bath – use any opportunity to listen to the sounds in a variety of words
 - Play interactive online games such as 'Buried Treasure' on Phonics play.
See the list provided.
- 

Common gaps 2023

or
(world)
er

oul
(could)
oo

ture
(picture)
ch

are
(share)
air

ear
(earth)
er

Let's welcome the
children and have a
go at some phonics
games together



<https://www.phonicsplay.co.uk/resources/phase/2/buried-treasure>